



The Kitchen & Bedroom Component Company

Over 30 years serving the Industry

www.softlinepanels.com



Unit 21/22,
Cherry Orchard Industrial Estate,
Dublin 10, Ireland.
D10 PX39

Tel: +353 1 6265995/6
+353 1 6235818
+353 1 6265295

Fax: +353 1 6235621

E-Mail: sales@softlinepanels.com

www.softlinepanels.com

Table of Contents



4-7 Primed Hardwood Range

8-9 Hardwood Shaker & Raised Panel Range

10-11 Handleless Hi Gloss Range

12-13 Classico Hi Gloss Range

14-21 Vinyl Soft Tone Range

22-23 Vinyl Shaker Range

24-25 Vinyl Barn & Bunratty Range

26-27 Vinyl Soft Tone Bedroom Range

28-29 Vinyl Soft Tone & Marled Bedroom Range

30-31 Vinyl Shaker Bedroom Range

32 Vinyl Raised Panel & Wide Rail Range

33 Classico & Handleless Hi Gloss Bedroom Range

34 Handles & Knobs

35 FAB Range of Worktops

36-37 Westag Getalit Range of Worktops

38 Kitchen Cabinets





Primed Hardwood Range

Limited only by your imagination, the Primed Hardwood Range will create a bespoke kitchen with warmth and character.

Prepared with an acrylic based primer this range is ready for the perfect hand painted or sprayed finish in the colour of your choice to personalise your home.

Available ex stock in traditional Raised Panel, Primed Shaker, with a beaded finish, Euro Shaker or the effortless Handleless Primed.



↑ | Primed Shaker



↑ | Primed Shaker



↑ | Primed Euro Shaker



FOUR POPULAR STYLES

to choose from...



Finished in an acrylic primer ready to be painted or sprayed in your choice of colour to create a unique bespoke kitchen.





Hardwood Shaker & Raised Panel

Inspired by the pure and simple ideas of the shaker philosophy, the shaker range of doors are becoming a classic. The simplicity reflects purity of design while highlighting the beauty of natural wood.

The American Hardwood door is a masterpiece with a beautiful beading detail on the inlay.

The luxurious American Walnut is a naturally occurring dark hardwood from North America that makes a statement that will stand the test of time.



↑ | American Walnut Shaker

The careful selection of natural wood and exceptional craftsmanship are evident in the superior detail of every door, ensuring your kitchen will stand the test of time.



↑ | American Walnut Shaker

↑ | Burr Oak Raised Panel



Handleless & Rimini Hi Gloss Range



↑ | Recessed Detail



↑ | Square Detail

For a contemporary kitchen the Gloss range offers minimum fuss and sleek lines for the avant-garde individual. UV Lacquered and polished to a high degree in an extremely durable Alabaster gloss. The 18mm Rimini Alabaster is a modern choice for today's stylish kitchen.


The 22mm Light Grey Handleless gloss door offers an elegant look in a minimalist style. A soft grey gloss finish on a stylish J Pull door, this stunning door will give your kitchen or bedroom a designer look to invoke a twinge of envy. Also available in Alabaster Gloss.



↑ | Light Grey J Pull Handleless




↑ | Rimini Alabaster



↑ | Alabaster J Pull Handleless



↑ | Light Grey J Pull Handleless






↑ | Classico White High Gloss

Classico High Gloss Range

also available in
bedroom range...



↑ | Classico White High Gloss



↑ | Classico Beige High Gloss



The splendid Classico Hi Gloss range combines the best of Italian design and functionality. The clean lines and chic design of this range give a contemporary look and feel to any kitchen in either Classico White or Beige.





↑ | Cashmere Uniflat

Soft Tone Range

The Soft Tone range is available in three distinctive styles, the much-loved original Shaker door, the sophisticated Leinster Raised Panel door and the sleek Flat door.

Available in a choice of finishes, Dakar, Cashmere, Stone Grey, Light Grey, Mussell, Anthracite, Stone Grey Ash.



↑ | Cashmere Leinster



↑ | Cashmere Shaker





Soft Tone Range

From a collection of vinyl foils that give the appearance of a painted door without having to paint or spray the doors, this offers you the opportunity to choose the colour to match your lifestyle.



↑ | Stone Grey Leinster



↑ | Stone Grey Shaker



↑ | Dakar Leinster



↑ | Dakar Shaker





↑ | Light Grey Shaker

Soft Tone Range

The Soft Tone Range allows each door to be used autonomously or cumulatively to create a unique and bespoke look. For instance, by combining the Light Grey and the Anthracite for a divergent, charismatic finish.



↑ | Anthracite Leinster



↑ | Anthracite Shaker


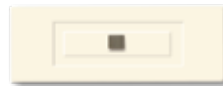


↑ | Light Grey Leinster



↑ | Light Grey Shaker







↑ | Leinster Ivory



↑ | Shaker Dust Grey




↑ | Shaker Mussell




↑ | Shaker
Stone Grey Ash




↑ | Leinster
Stone Grey Ash



↑ | Styled In-Frame
Light Grey



↑ | Uniflat Ivory



↑ | Uniflat White Ice



↑ | Uniflat Dust Grey






↑ | Ivory Shaker



↑ | White Ice Shaker



↑ | Ivory Shaker



↑ | Lissa Oak Shaker



↑ | Dark Walnut Shaker



↑ | Light Walnut Shaker



↑ | Autumn Beech Shaker

Our Classic Shaker styles are available ex-stock in a choice of colours and styles, including Ivory, Autumn Beech, White Ice, Light Walnut, Dark Walnut and Lissa Oak.



Bunratty Raised Panel Range

The Raised Panel design brings classical elegance and style to any kitchen. Creating a kitchen with charm and grandeur while offering functionality.

Produced in a Square design, our Raised Panel range is available ex stock in Character Oak and Ivory.



↑ | Ivory Single Line T&G



↑ | Ivory Square Raised Panel



↑ | Character Oak Square Raised Panel

Barn Style & T+G Panels

Based on the traditional tongue and groove effect, the Barn Style offers a choice of door styles.

The Arch Barn and Square Barn styles are a refined take on this classic, incorporating a Raised Panel design with a twin line T & G effect.




↑ | Twin Line T+G



↑ | Single Line T+G



↑ | Ivory Square Barn



↑ | Ivory Traditional Barn



↑ | Ivory Arch Barn







Soft Tone Range

also available for kitchens

The Soft Tone range lends an air of calmness to the bedroom. The warm subtle tones will blend in effortlessly with your furnishings to create a sophisticated restful environment.

Available ex-stock in lovely muted tones Dakar, Cashmere, Stone Grey, Light Grey and Anthracite offering something to suit all tastes.



↑ | Light Grey Shaker & Leinster (L-R)



↑ | Light Grey Shaker



↑ | Anthracite Shaker



↑ | Dakar Shaker



↑ | Stone Grey Shaker



↑ | Cashmere Shaker



↑ | Light Grey Leinster



↑ | Anthracite Leinster



↑ | Dakar Leinster



↑ | Stone Grey Leinster



↑ | Cashmere Leinster



Soft Tone & Marled Door

Introducing our exciting new range of doors with an enticing Marled effect in a choice of 3 colours, Midnight Blue, Mother of Pearl and Gunbarrel for the discerning home owner.

Another newcomer is the Dust Grey Flat door which can be made to order in the Shaker style to offer more options, while the Styled In-Frame comes in Light Grey to cover all angles. *Please allow lead time of one week.*



↑ | Uniflat
Midnight
Blue




↑ | Uniflat
Mother
of Pearl



↑ | Uniflat
Gunbarrel



↑ | Uniflat
White Ice



↑ | Uniflat
Ivory




↑ | Uniflat
Dust Grey



↑ | Leinster
Stone
Grey Ash



↑ | Shaker
Stone
Grey Ash



↑ | Leinster
Ivory



↑ | Shaker
Dust Grey



↑ | InFrame
Light Grey



↑ | Leinster
Mussell



↑ | Shaker
Mussell





↑ | Ivory Shaker

Bedroom Shaker Range

We continue to offer a wide variety of vinyl Bedroom Door Styles, which have been carefully chosen and designed to tie in with the key industry trends.

Based on the classic Shaker Style, this vinyl range combines beauty and elegance for a sophisticated look to your Bedroom. Available in full doors, or frames for mirrors or glass, to individualise your room.

Colours available ex stock include Lissa Oak, Ivory, White Ice, Light Walnut and Dark Walnut & Autumn Beech



↑ | Light Walnut Shaker



↑ | Autumn Beech Shaker



↑ | Dark Walnut Shaker



↑ | White Ice Shaker



↑ | Lissa Oak Shaker



↑ | Ivory Shaker

Bedroom Raised Panel and Wide Rail

The Traditional Raised Panel design evokes natural warmth and beauty. The rustic charm of this design has stood the test of time and it continues to be a popular choice.

Produced in a Square design, this range is available ex stock in Character Oak and Ivory.



↑ | Ivory Raised Panel

The Barn Style & Wide-Rail vinyl door has a rich, sophisticated design originally inspired by the traditional Shaker proportions. It can be customised to match your own individual taste using accessories and a choice of handles offering limitless possibilities.



↑ | White Ice
Traditional
Barn

↑ | Ivory
Traditional
Barn

↑ | Ivory
Wide
Rail

↑ | Ivory
Raised
Panel

↑ | Character
Oak Raised
Panel

Classico & Handleless Bedroom Range

The luxurious Classico range offers an elegant design to enrich your bedroom with this hi gloss finish. This UV Lacquered hi-gloss range comes in subtle tones of White, Beige, Alabaster and the alluring newcomer, Light Grey Gloss Handleless.



↑ | Handleless Light Grey



↑ | Classico Beige



↑ | Classico White



↑ | Handleless Alabaster



↑ | Handleless Light Grey

Handles & Knobs

We carry an extensive selection of handles and knobs for your perusal to personalise your choice of kitchen and bedroom doors.




E2373 ■



H09 ■

H07 ■

■ H06



HK460 ■


HK320 ■

■ HK206




HE1425 ■

■ HE1424



■ M1012-L

M1012 ■



HCB160-1 ■

HCB160 ■



■ HE1357

■ HE1291



M900 ■

■ M800



HK69 ■

HK69 BLACK ■



■ HE1454



HE7000-1 ■

■ HE7000



M2452 ■

■ M2352



HKP35 ■

HKBR35 ■

■ HKB35



■ HP5104



M700 ■



HM1004 ■



■ HRP128

■ HRBR128

■ HRB128



HK729 ■



HCRY35 ■

HCRY30 ■

■ HCRY40



■ HK187


HK38 ■

FAB Square Edge Worktops

New to the market is our FAB Range of Italian worktops, featuring a square edge to bring this innovative design to your home. These worktops come in a range of enticing laminates to complement the latest kitchen concepts.

Worktops define the appearance and finish of your kitchen. Inspired by natural beauty, our comprehensive range of Laminate worktops exemplify the qualities of Granite, Stone and Timber.

FAB worktops are 38mm deep, available in 600, 670 & 900, in either 3.6m or 4.2m lengths.



Characterised by a square ABS edge



↑ | 0200 Travertine Silver Gloss



↑ | 0300 Snow Blanco Gloss



↑ | 0400 Brown Granite Gloss



↑ | 0500 Oak Natural



↑ | 0600 Sarum Twill



↑ | 0700 Robson Oak



↑ | 0800 Avola



↑ | 0900 Plamky

Our range of **GetaLit** worktops have served the industry well for many years. Produced in Germany by Westag & Getalit to the highest standards, functionality and definition, with a superior finish.

High Pressure Laminate (HPL) to the European standard EN438 produces a quality, durable product whose functionality serves any household. The 3mm radius postformed edge reflects a contemporary feel.

GetaLit worktops are 38mm deep, available in 600, 670 & 900, all 4.1m in length.



Characterised by its 3mm radius HPL square finish



↑ | KP 116 Kleopatra Black Gold



↑ | BBL 467 Stab Butcherblock Walnut



↑ | BBL 714 Noce Butcherblock



↑ | BBL 242 Ajaccio Oak



↑ | NU 742 Nut Tree Butcherblock



↑ | EI 357 Charlet Oak Beige



↑ | EI 396 Smoke Oak Butcherblock




↑ | SL 335 Marble Alhambra



↑ | GN 244 Fabrini Beige



↑ | BT125 Black Granite



↑ | A1 Black



↑ | C242 Carrara Royale



↑ | FS760 Fossil Terracotta




↑ | FS170 Fossil Brown

Gloss




↑ | MK171 Terrazzo Black Gloss



↑ | C172 Marbel St. Laurent



↑ | MK194 Bril Terazzo Adige Gloss



↑ | BBL739 Bril Butcherblock
Wenge Gloss

Kitchen Cabinets

A range of superior quality kitchen carcasses. Irish manufactured and produced using the most modern hi-tech machinery available. Supplied fully assembled, they are available in Ivory & White and designed to suit the highest quality kitchen.

Manufactured to the highest standards using 18mm MFC board with a 1mm P.V.C. edging. All wall units are manufactured with 8mm Solid Backs. Standard fittings include 8mm wooden Dowels, 5mm Metal shelf studs, and 150mm adjustable legs with plinth clips.

Available in: Ivory and White



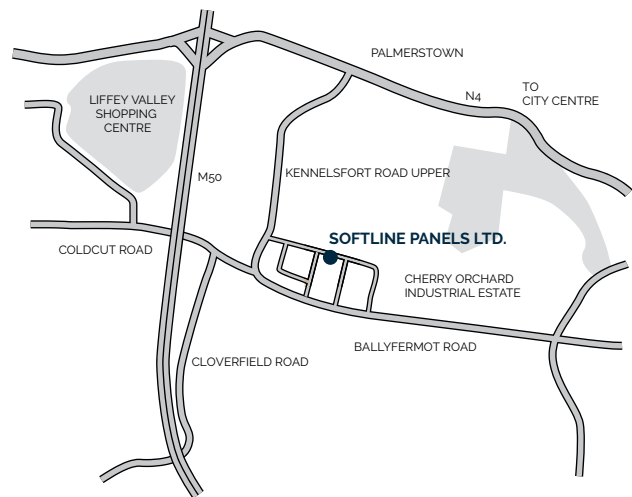


ALL PRODUCTS AVAILABLE EX-STOCK

DON'T STOCK IT, WE STOCK IT FOR YOU!

The Factory is located in close proximity to all major transport networks. We are situated close to the M50/N4 junction and on the edge of Dublin city centre, making us easily accessible to all major road networks throughout the country.

Softline Panels Ltd. reserve the right to alter specifications and designs without notice and without incurring obligations. Colours printed in this brochure are as near as obtainable from the printing process.





Unit 21/22,
Cherry Orchard Industrial Estate,
Dublin 10, Ireland.
D10 PX39

Tel: +353 1 6265995/6
+353 1 6235818
+353 1 6265295

Fax: +353 1 6235621

E-Mail: sales@softlinepanels.com

www.softlinepanels.com